


LOCATION KEY

- CA Calhan Library**
600 Bank St., Calhan
(719) 531-6333, x7013
- CH Cheyenne Mountain Library**
1785 S. 8th St.
(719) 531-6333, x7001
- EA East Library**
5550 N. Union Blvd.
(719) 531-6333, x7014
-  **eLibrary**
ppld.org
Open 24 hours a day, 7 days a week
- FO Fountain Library**
230 S. Main St., Fountain
(719) 531-6333, x7002
- HI High Prairie Library**
7035 Old Meridian Rd., Peyton
(719) 531-6333, x7003
- LI Library 21c**
1175 Chapel Hills Dr.
(719) 531-6333, x7012
- MA Manitou Springs Library**
515 Manitou Ave., Manitou Springs
(719) 531-6333, x7004
- MLS Mobile Library Services**
ppld.org/mobile-library-services
(719) 531-6333, x7702
- MO Monument Library**
1706 Lake Woodmoor Dr.,
Monument (719) 531-6333, x7005
- OL Old Colorado City Library**
2418 W. Pikes Peak Ave.
(719) 531-6333, x7006
- PA Palmer Lake Library**
66 Lower Glenway St.,
Palmer Lake (719) 531-6333, x7007
- PE Penrose Library**
20 N. Cascade Ave.
(719) 531-6333, x7015
- RO Rockrimmon Library**
832 Village Center Dr.
(719) 531-6333, x7008
- RU Ruth Holley Library**
685 N. Murray Blvd.
(719) 531-6333, x7009
- SA Sand Creek Library**
1821 S. Academy Blvd.
(719) 531-6333, x7018
- UT Ute Pass Library**
8010 Severy Rd., Cascade
(719) 531-6333, x7011



Homeschool Hub | ppld.org/homeschool-hub

Whether you are a veteran homeschooling family or just getting started, visit the PPLD Homeschool Hub to find Library events and sign up for eNewsletters. Click on the “Resources” tab to link to information on getting started, Colorado homeschool law, local enrichment programs, tutoring, extracurricular activities, and more.

Embrace the Arts!

Whether it’s drawing or painting, acting in a play, learning an instrument, or joining a dance troupe, exploring the arts can be a crucial and fulfilling part of a youngster’s education. Kids can use the arts to access their creative side, master new skills, and develop brain connections that support complex learning. Falling outside of the usual academic content areas, these activities can offer a therapeutic experience and reduce stress while encouraging self-expression and building self-confidence. Participating in an arts group allows students to develop social-emotional and interpersonal skills, learn about teamwork and self-discipline, and practice navigating feedback and constructive criticism. Arts education has also been linked to academic achievement, the development of both cognitive and fine motor skills, the ability to focus and practice self-control, and brain development.

And the arts are fun! These early experiences build the foundation for a lifetime of exploring new ideas, nurturing self-expression, and discovering the breath-taking beauty of the world around us. There are many local opportunities to explore the arts. Looking for a band, dance group, or art class?




Start with the Extracurricular section of the Homeschool Hub: Information and Resources Guide (tiny.ppld.org/extracurricular).



Check the PPLD programming calendar for art-focused programs or explore one of the Library makerspaces to create your own art.



Peruse this arts-focused issue of Homeschool Connections for more resources and ideas!





The New Bookshelf

Modern Art for Kids: Hands-On Art and Craft Activities Inspired by the Masters by Stephanie Ho Poon

This book offers a clear look at the topic along with a wide assortment of art activities complete with color photos. Simple “Tips for Supporting Children” point out to adults the benefits kids can get when their projects don’t work as expected, or when they choose to do something a little differently.

Ages 4 - 12; Art History; Art Projects

Paint Lab for Kids: 52 Creative Adventures in Painting and Mixed Media for Budding Artists of All Ages by Stephanie Corfee

Corfee presents detailed art projects for big kids, with some background about contemporary artists. Activities feature photographs displaying all stages of the project. Also included are short explanations of how to adapt projects for younger kids. This is a great book for thoughtful, purposeful art projects for an entire school year.

Ages 5 - 12; Contemporary Art; Art Projects

Mornings with Monet by Barb Rosenstock

Quick and easy to read, this charming picture book biography focuses on Monet’s time painting while floating on the Seine in a little studio boat. He set out with multiple canvases and used a different one for each shift in the lighting (sometimes only painting for a few minutes before conditions changed and a switch would be made). After multiple trips out on the river, these subtle variations were expressed on 14 canvases.

Ages 5 - 10; Art History; Claude Monet

Linnea in Monet’s Garden by Christina Björk

The book isn’t new, but there is a new way to experience it! Find this title in the Pikes Peak Library District Catalog. Now click on the tab “Free on Demand.” This will bring you to a video version of the book available on Kanopy, a streaming video resource that you can access with your library card. Exploring a book as a video can be an amazing experience. Try it with your kids!

Ages 5 - 10; Art History; Claude Monet; Video vs. Book

Jackson Pollock Splashed Paint and Wasn’t Sorry by Fausto Gilberti

This decidedly different approach to Jackson Pollock is a monochromatic work — no color at all, which allows readers to really focus on the artist himself, and his unconventional approach to creating art. A quick read, this book ends with a full-color reproduction of one of Pollock’s paintings. To appreciate its size, measure it out and stand inside it; it was a very large work!

Ages 4 - 10; Art History; Jackson Pollock

DID YOU KNOW?



- From 1912 to 1948, art competitions were part of Olympic events. The winners were even awarded gold, silver, and bronze medals like athletes receive. This practice was inspired by Pierre de Coubertin.
- Painter, Bob Ross, once helped a man who is color-blind. The man thought that he couldn’t paint because of his inability to see color. After hearing this, Bob Ross did a show with only shades of gray demonstrating that anyone can paint.
- During his lifetime, Vincent van Gogh sold only one painting, The Red Vineyard, in 1888.
- The largest statue in the world is Mt. Rushmore in South Dakota.
- Canadian astronaut, Chris Hadfield, released an album of 11 original songs recorded during his 144 days (about 4 and a half months) spent on the International Space Station.
- In 2016, more people bought Mozart than Beyonce CDs. On the 225th anniversary of his death, the Universal Music Group released a boxed set of 200 CDs of music by Mozart. Since each CD in the box counted as one CD sold and streaming services are more popular, the Mozart set sold the highest number of CDs.
- Britney Spears’ songs (“Oops!...I Did It Again” and “Baby One More Time”) are used by the British Navy to scare off Somali pirates who have a dislike for western culture and music.
- Research shows that listening to music as you do repetitive exercise helps you train longer and more efficiently.
- The play, The Bald Soprano, had the longest continuous dramatic performance. It was 23 hours, 33 minutes, and 54 seconds long!
- Between the 1890s and 1920s, movies were silent. Films were accompanied by a pianist or organist performing at the theater, the live music adding tension and emotion.

LinkedIn Learning

Interested in picking up painting or mastering your drawing skills? Delve into a world of art classes using LinkedIn Learning! This digital resource is available to access at no cost with your PPLD library card!

Find the platform by clicking on “Classes” on our website, or type in ppld.org/databases/linkedin-learning.

Pikes Peak Culture Pass

Pikes Peak Culture Pass lets you explore museums and attractions in the Pikes Peak region at no cost – all you need is a library card! By collaborating with local organizations, PPLD provides admission passes for check-out. Participating locations include the Colorado Springs Fine Arts Center at Colorado College, Rock Ledge Ranch Historic Site at Garden of the Gods, the Money Museum, and more! *Get started at ppld.org/culturepass.*

Makerspaces and Studios

Did you know that PPLD is a hub for artistic expression, invention, and multimedia resources?

Makerspaces (ppld.org/makerspaces) are dedicated work areas that help anyone to transform their ideas into a completed project. Here you’ll find equipment including 3D printers, laser engraving & cutting machines, sewing machines, and assorted handicraft and art tools. Reservations are recommended for makerspace equipment. Visit the website to find out what’s available. PPLD has a partnership with the Manitou Art Center (MAC) allowing patrons to use their makerspace equipment as well. Go to the MAC page (ppld.org/create/MAC) to find out more.

For musicians, videographers, and performing artists, studios at both Sand Creek Library and Library 21c (ppld.org/create/studios) offer access to equipment and tools to help bring your audio and video projects to life. Here you’ll find items such as DSLR cameras, audio mixers, isolated sound booths, microphones, musical instruments, professional-grade video cameras and lighting, and even a green screen.

Tate Kids (tate.org.uk/kids)

Hosted by the Tate Museum in Great Britain, this site is packed with creative ideas for kids including games and quizzes, projects organized by art medium, informational videos and artist biographies, and much more.

The Met: #metkids (metmuseum.org/art/online-features/metkids)

Presented by one of the most prestigious museums in the world, this interactive site includes a map you can explore; a “Time Machine” that lets you search artworks by period, continent, or theme; videos that feature a variety of projects; downloadable coloring pages; and more.

I Am an Artist (iamanartist.ie)

Enjoy online art lessons from Ireland with engaging videos, downloadable directions, interactive games, activity lesson plans, and a ton of resources. Lessons are organized by art medium (paint, clay, fabric and fiber, drawing, construction, and print).

Chrome Music Lab (musiclab.chromeexperiments.com)

This cool, interactive website makes learning music fun with hands-on experiments that focus on music, sound, patterns, rhythms, and more. Kids can make and share their own instrumental songs by using the Song Maker, use the Spectrogram to explore the frequencies created by various instruments, and access other fun projects!

Classics for Kids (classicsforkids.com)

Hosted by a music station in Cincinnati, this engaging and accessible website helps kids learn about classical music, composers, terminology, and instruments around the world through an array of brief podcast episodes, interactive games, lesson plans, and more.

Smithsonian Jazz

(americanhistory.si.edu/explore/projects/smithsonian-jazz/education)

Presented by Smithsonian Jazz at the National Museum of American History, the education section of this website offers “cool jazz tunes and stories about jazz musicians.” Lessons are provided in both text and audio format, and introduce jazz legends such as Louis Armstrong, Duke Ellington, Ella Fitzgerald, and others.

PBS Learning Media: The Arts (rmpbs.pbslearningmedia.org/subjects/the-arts)

This web-based collection of learning resources can be filtered and searched by subject and grade level (K - 12). Drawing on content from PBS affiliates and the educators in their communities, this site features videos, lesson plans, and more. Check out other topics as well! Parents and students can sign up for a free account.

Check out PPLD’s Art-Related Contests and Exhibits:**Homeschool Art Show** (ppld.org/HomeschoolArtShow)

Accepting submissions March 18 - 28 | K - 12

**Jean Ciavonne Poetry Contest** (ppld.org/poetrycontest)

Accepting submissions Dec. 1 – March 1 | 4th and 5th graders

**Annual Teen Art Contest** (ppld.org/teenartcontest)

Registration open Dec. - Feb. | Ages 12 - 19

**All Pikes Peak Makes** (ppld.org/APPM)

Sat., April 27 | All ages

**All Pikes Peak Writes** (ppld.org/appw)

Visit website for more info! | Ages 12+

Books for Kids: J-Nonfiction

The Mona Lisa Vanishes: A Legendary Painter, a Shocking Heist, and the Birth of a Global Celebrity by Nicholas Day

5000 Years of Awesome Objects: A History of Art for Children by Susie Brooks

Children's Book of Art: An Introduction to the World's Most Amazing Paintings and Sculptures

Comics: Easy as ABC!: The Essential Guide to Comics for Kids by Ivan Brunetti

The Roots of Rap: 16 Bars on the 4 pillars of Hip-hop by Carole Boston Weatherford

The Science of Song: How and Why We Make Music by Alan Cross

Action!: How Movies Began
by Meghan McCarthy

Books for Kids: J-Fiction

Da Vinci's Cat by Catherine Gilbert

Amina's Voice by Hena Khan

The Sea in Winter by Christine Day

A Duet for Home by Karina Yan Glaser

Fish in a Tree by Lynda Mullaly Hunt

Music for Tigers by Michelle Kadarusman

Daring Darleen, Queen of the Screen
by Anne Nesbet

The Marvels by Brian Selznick

Books for Kids: J-Easy

Maybe Something Beautiful: How Art Transformed a Neighborhood
by F. Isabel Campoy

Bunheads by Misty Copeland

Drum Dream Girl: How One Girl's Courage Changed Music by Margarita Engle

ROAR-chestra!: A Wild Story of Musical Words by Robert Heidbreder

Drawn Together by Minh Lê

The Book of Mistakes by Corinna Luyken

Van Dog by Mikolaj Pasiński

The Dot by Peter H. Reynolds

Something Wild by Molly Ruttan

Books for Teens: Nonfiction

Almost American Girl: An Illustrated Memoir by Robin Ha

Monstrous: A Transracial Adoption Story by Sarah Myer

Comics, Graphic Novels, and Manga: The Ultimate Teen Guide
by Randall Bonser

Incredible Projects Using 3D Printing by Joe Greek

Books for Teens: Fiction

Slip by Marika McCoola

Art Boss by Kayla Cagan

Punching the Air
by Ibi Zoboi with Yusef Salaam

Every Last Word
by Tamara Ireland Stone

What I Want You to See
by Catherine Linka

Happily Ever Afters by Elise Bryant

Activity: Watercolor Quotes

Materials Needed:

- Printed quote – cardstock or watercolor paper are preferred but you can also use printer paper
- Washable markers
- Spray bottle of water
- Gallon-size resealable plastic bag
- Paper towels

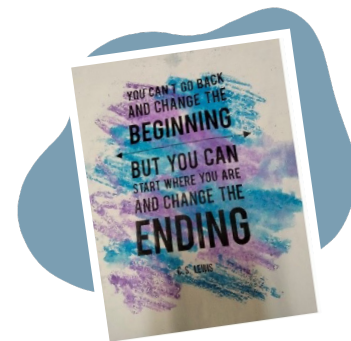
Directions:

(You may want to experiment with this process before using it on your quote.)

1. Print a quote onto your paper.
2. Place your plastic bag on top of your quote. If the bag has a label, make sure the label is at the bottom of your paper.
3. Scribble on the plastic bag with 2 - 3 different colored markers. It may be best to keep the coloring over the quote area.
4. Spritz the scribbling with 5 - 6 misting sprays of water.
5. Pick up and flip your bag over, center it over your quote, and place it marker-side down on the page.
6. Rub your fingers over the bag to blend the colors to your liking.
7. Slowly peel the bag off your quote. Blot extra water with paper towels if desired.
8. If you want, repeat the process to add more color.

Based on:

itsalwaysautumn.com/cheater-watercolor-prints-using-markers-water.html



Check out what's happening in March!

It's time to get creative! Grades K - 12 can submit one artwork (drawing, painting, sculpture, needlework, etc.) for this non-juried exhibit. *Learn more at tiny.ppld.org/homeschool-art-show.*